

## Residential Real Estate Sector – 2026 Outlook

# Tighter bank financing in 2026 will drive increasing divergence in the housing supply mix, funding structure, and credit profile of developers

In 2025, listed developers reported strong sales and profitability, significantly improving their liquidity. Looking ahead, new policy measures will increasingly motivate affordable housing development and improve market transparency. Sharply higher mortgage rates alongside elevated property prices, compounded by a wave of new supply, will weigh on homebuyer demand. With bank credit growth tightening under SBV's direction, developers are expected to rely more on bond issuance, equity raising, and M&A to meet funding needs. As a result, credit profiles will diverge further as large developers with strong handover pipelines should remain resilient, while those facing ongoing legal issues or deeply entangled in hospitality projects will continue to face liquidity pressures in 2026.

● Improved   
 ● Stable   
 ● Deteriorated

Indicator    Trend

Key Highlights

  
**Policy measures**



### Policy focus is expanding from increasing supply to motivating affordable housing development and improving market transparency

- In 2025, project approvals continued to accelerate, with newly licensed social housing projects surged 161% YoY (2024: 13% YoY).
- The forthcoming government resolution on commercial affordable housing will lower land-use costs and cap the profit margin of 15% in this segment to keep selling prices more affordable, enhancing housing options for low- to middle-income buyers.
- Decree No. 357/2025/NĐ-CP introducing unique identification codes for real estate will improve land and housing management efficiency for authorities and reduce legal disputes and transaction risks for buyers.

  
**Market condition**



### Higher mortgage rates alongside elevated property prices, compounded by a wave of new supply, will weigh on homebuyer demand

- The condo absorption rate decreased to 95% in 2025 (2024: 106%), reflecting more cautious buyer sentiment amid elevated condo prices, which continued to increase by 20% YoY HN and HCM in 2025.
- Driven by policy support, new supply in HN and HCMC increased by 22% in 2025 and will remain substantial in 2026 from a mix of luxury urban launches, suburban mid-to-high-end mega projects, and social and affordable housing.
- We expect average mortgage rates in 2026 to be 3-4% higher than in 2025, driven by rising deposit rates and tightening room for real estate credit. As a result, prices and transaction volume will weaken in 2026, prompting developers toward lower-priced segments.

  
**Financing condition**



### Developers will increasingly tap into bond and capital markets to manage funding needs amid slower real estate bank credit growth

- After surging by 36% YoY in 2025, SBV signaled to curb overheating in real estate bank credit growth at the overall credit growth quota of 15% in 2026, constraining developers' access to bank financing.
- Real estate bond issuance reached VND 129 trillion (+40% YoY) in 2025, and we anticipate this momentum will continue in 2026, driven by higher bond refinancing need (VND 99 trillion real estate bond maturing in 2026 - +74% YoY), while more developers will tap the bond market to fund new projects, as seen in SGR (BBB+, stable), Thien Phuc Invest.
- Robust equity and M&A markets in 2026, driven by equity market upgrade and strong sentiment of foreign developers, will support developers' funding needs. In 2025, registered real-estate FDI reached USD 7.1 billion (+13% YoY), while equity raised increased by 34%.

  
**Financial strength**



### Liquidity profile will be more diverging in 2026 as developers with substantial handover pipelines will remain strong, while those with commercialization issues will experience refinancing difficulties

- Leverage, indicated by Debt/EBITDA, slightly increased to 3.4x in 2025 (2024: 3.3x) despite a total debt increase of 34% YoY. Strong profit recognition from project handovers will continue to mitigate rising debt and stabilize leverage in 2026.
- Listed developers ended 2025 with stronger liquidity profiles, reflected by the average Cash resources/ Short-term debt strengthening from 49% to 80%, driven by strong project sales. Sales proceeds from substantial handover pipelines in projects such as Izumi City, Southgate (NLG), Green City, Golden City (VHM), and The Privé (DXG) will further support their liquidity in 2026.
- Credit profiles of developers with ongoing legal issues or deeply entangled in hospitality projects, such as NVL, API, and NRC, will remain weak in 2026, indicated by persistent negative operating cash flow, limited cash resources, and more refinancing constraints amid sluggish commercialization progress.

Source: VIS Rating

This publication does not announce a credit rating action

### CONTACTS

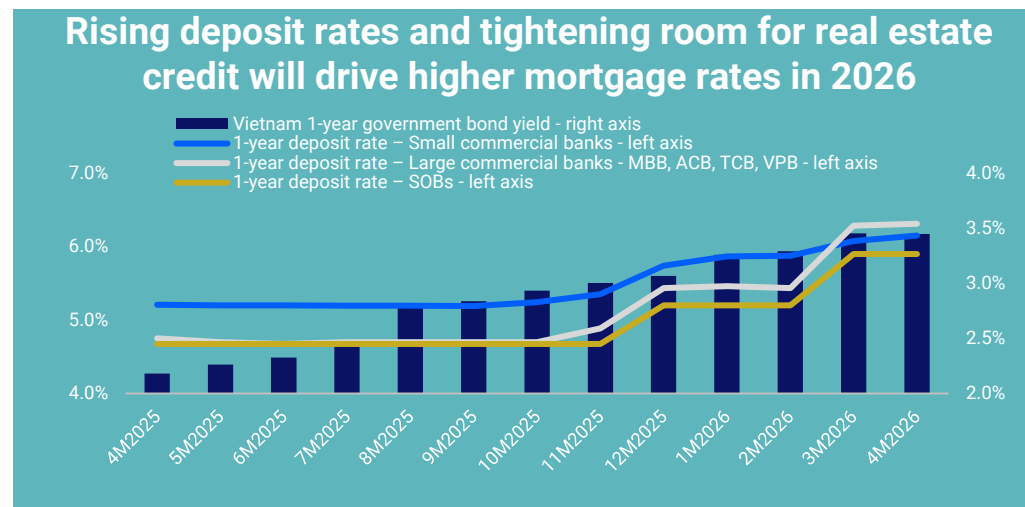
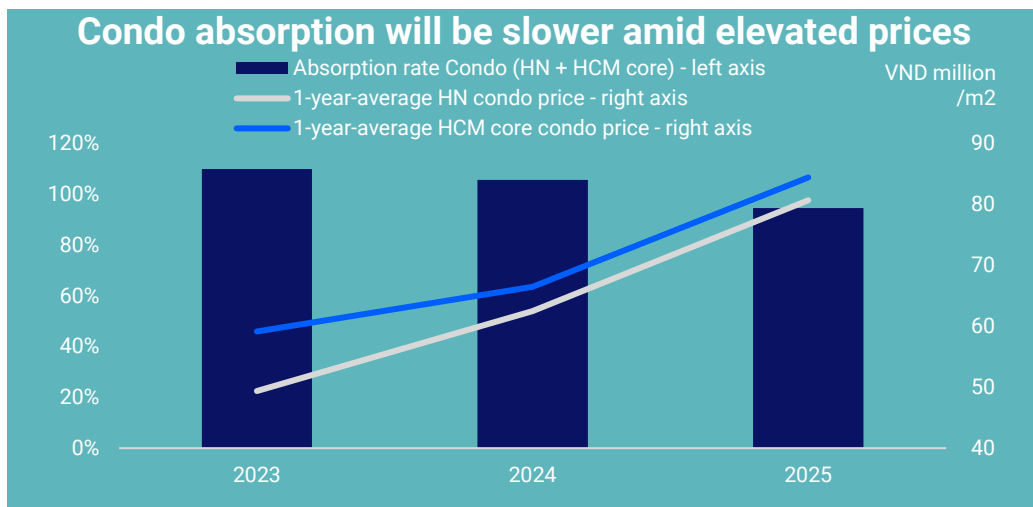
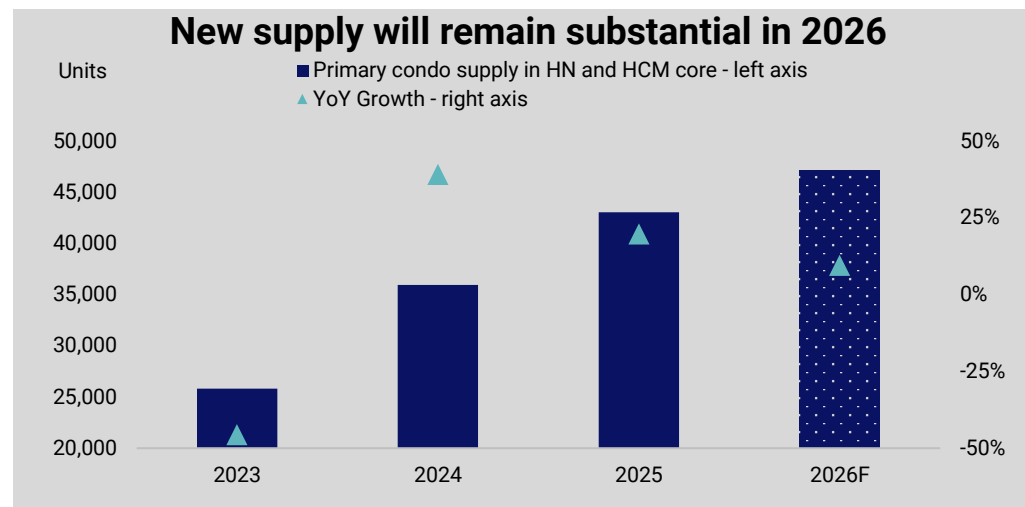
Le Viet Cuong  
 Analyst  
[cuong.le@visrating.com](mailto:cuong.le@visrating.com)

Duong Duc Hieu, CFA  
 Senior Director – Head of  
 Corporate Ratings & Research  
[hieu.duong@visrating.com](mailto:hieu.duong@visrating.com)

Simon Chen, CFA  
 Head of Ratings and Research  
[simon.chen@visrating.com](mailto:simon.chen@visrating.com)

# Higher mortgage rates alongside elevated property prices, compounded by a wave of new supply, will weigh on homebuyer demand

Exhibit 2: New supply remains substantial; absorption will be slower amid elevated prices and mortgage rates

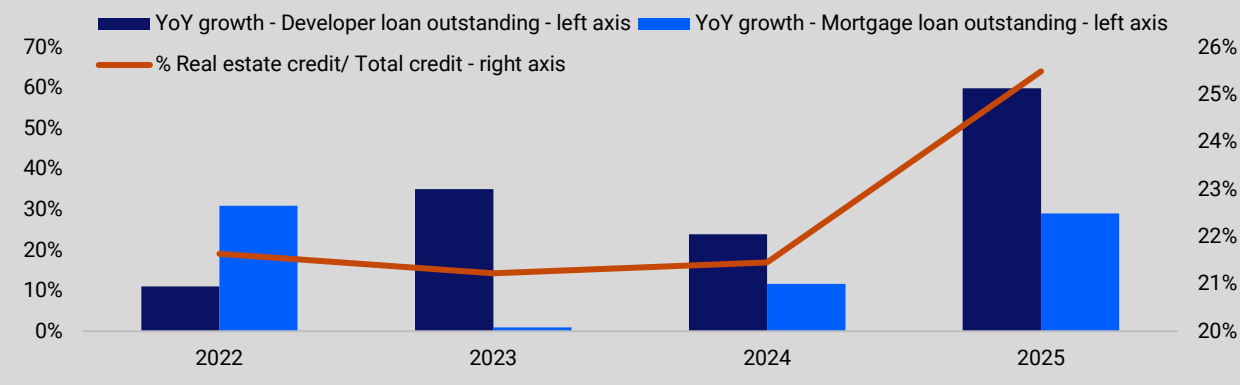


Source: Ministry of Construction, CBRE, Company data, VIS Rating

## Developers will increasingly tap into bond and capital markets for funding needs amid slower real estate bank credit growth

Exhibit 3: SBV signaled to curb overheating in real estate bank credit growth, constraining developers' access to bank financing

### Real estate bank credit overheated in 2025



### Announced funding plans in 3M2026

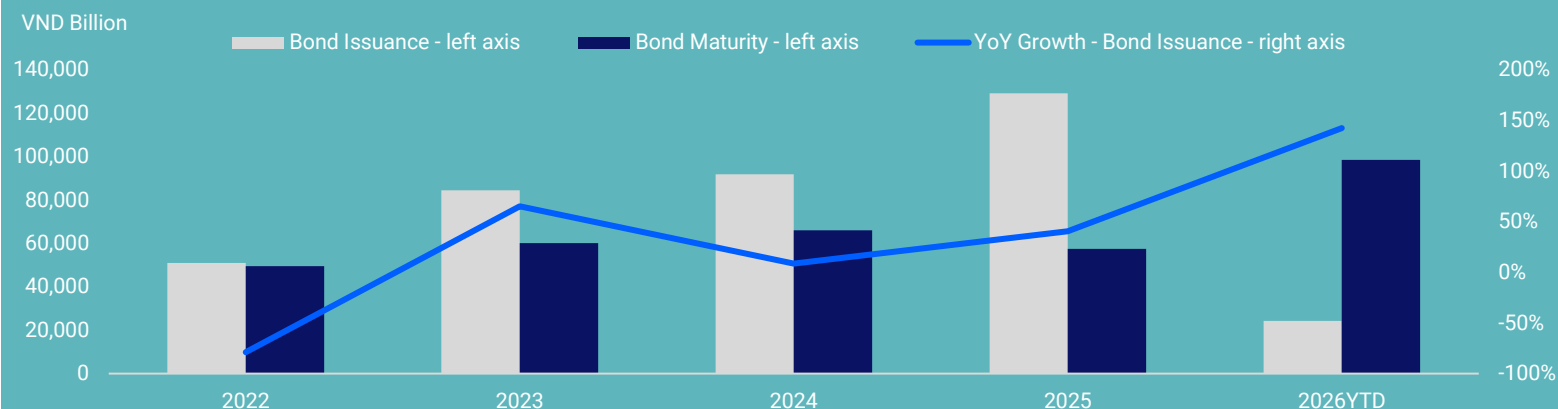
Developer	Chanel	Amount (VND billion)	Status
NLG	Equity	2,501	Issued
PDR	Equity	1,550	In progress
Viconship acquired 65% of Harbour City Project	M&A	914	Completed
Mitsubishi Corporation acquired Thuan An 1 Project from PDR	M&A	1,902	Completed
Textaco	Equity	1,130	In progress
NEW TIMES., JSC	Bond	8,000	Issued
Phat Dat Investment and Real Estate Development Ltd	Bond	5,600	Issued

New issue  
VND 24,255 Billion

5 Issuers

7 Bonds

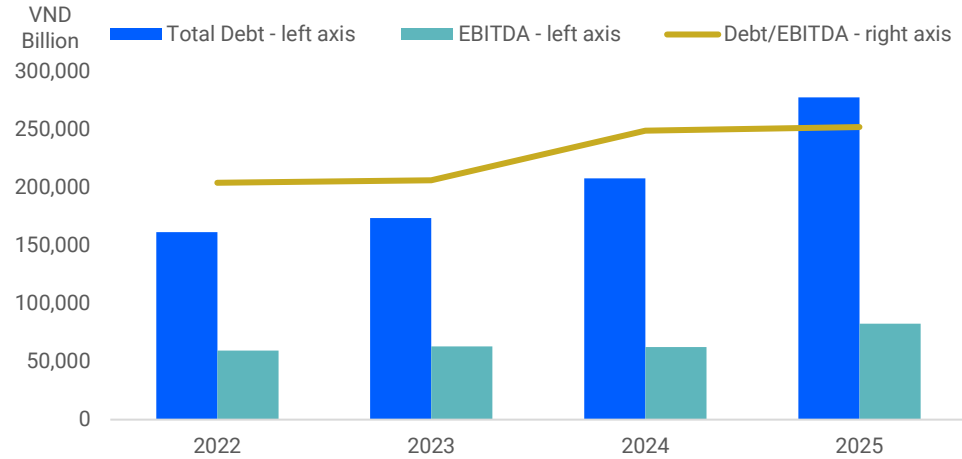
### Residential real estate bond issuance picked up in 4M2026



Source: Ministry of Construction, State Bank of Vietnam, Hanoi Stock Exchange (HNX), Company data, VIS Rating

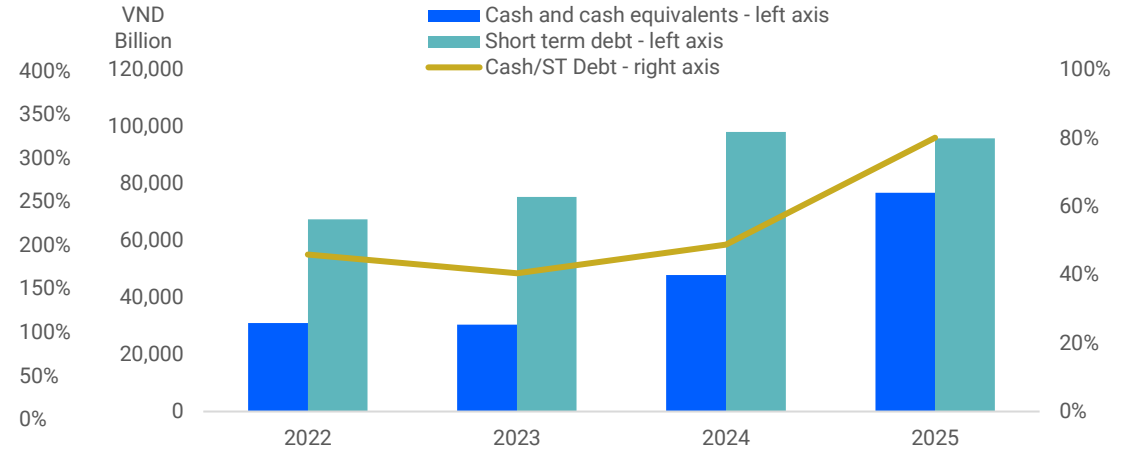
# Liquidity profile will be more diverging in 2026 as developers with substantial handover pipelines will remain strong, while those with commercialization issues will experience refinancing difficulties

**Exhibit 4: Strong profit recognition from project handovers will continue to mitigate rising debt and stabilize leverage in 2026**



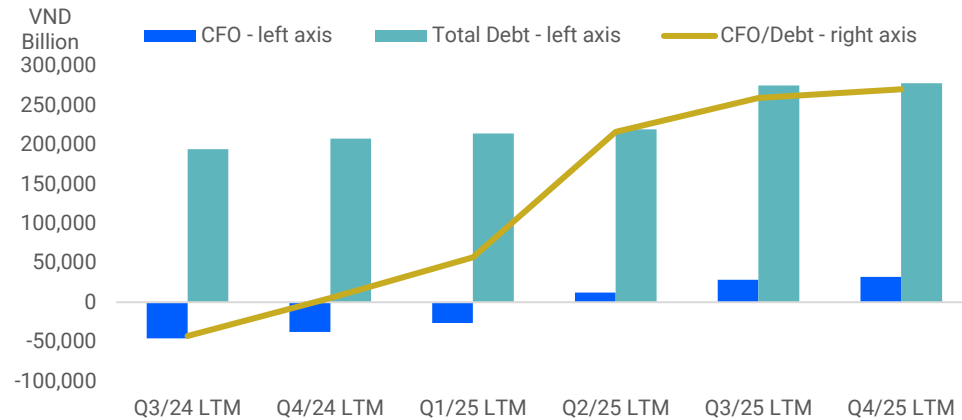
Source: Company data, VIS Rating  
 Note: Top 30 listed residential developers in terms of revenue; LTM stands for last twelve months

**Exhibit 5: Sector's average Cash resources/ Short-term debt strengthening from 49% to 80%, driven by strong project sales**



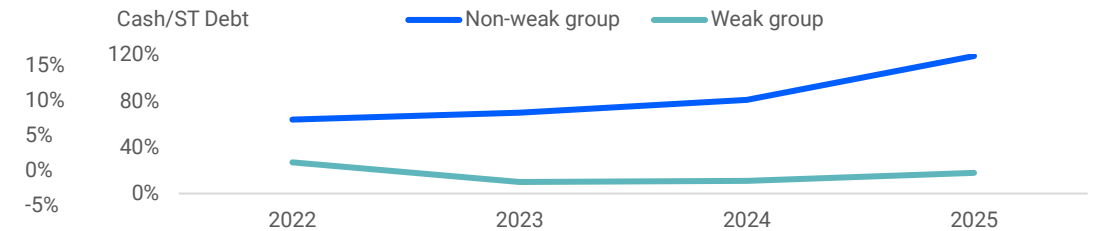
Source: Company data, VIS Rating  
 Note: Top 30 listed residential developers in terms of revenue

**Exhibit 6: Large developers' handover pipelines in the next 12-18 months will maintain a strong CFO outlook**




Source: Company data, VIS Rating  
 Note: Top 30 listed residential developers in terms of revenue; LTM stands for last twelve months

**Exhibit 7: Liquidity profile will be more diverging in 2026**



Note: Weak group includes developers with weak credit profiles, which are denoted by Weak, Very Weak, and Extremely Weak categories, based on our eight-category assessment scale, as illustrated below.



Source: Company data, VIS Rating  
 Note: Top 30 listed residential developers in terms of revenue

**APPENDIX**

The companies included in our analysis are as follows:

	<b>Short name</b>	<b>Full name</b>
1	AGG	An Gia Real Estate Investment and Development Corporation JSC
2	API	Asia - Pacific Investment JSC
3	CCL	Cuu Long Petro Urban Development & Investment Corporation JSC
4	CEO	C.E.O Group JSC
5	CKG	Kien Giang Construction Investment Consultancy Group JSC
6	CSC	COTANA Group JSC
7	D2D	Industrial Urban Development JSC No. 2
8	DIG	Development Investment Construction JSC
9	DXG	Dat Xanh Group JSC
10	HPX	Hai Phat Investment JSC
11	HDC	Ba Ria - Vung Tau House Development JSC
12	SGR	Saigon Real Estate Group Joint Stock Company
13	IDJ	IDJ Vietnam Investment JSC
14	ITC	Investment and Trading of Real Estate JSC
15	KDH	Khang Dien House Trading and Investment JSC
16	KOS	KOSY JSC
17	LDG	LDG Investment JSC
18	NBB	NBB Investment Corporation JSC
19	NLG	Nam Long Investment Corporation JSC
20	NRC	Danh Khoi Group JSC
21	NVL	No Va Land Investment Group Corporation JSC
22	NTL	Tu Liem Urban Development JSC
23	PDR	Phat Dat Real Estate Development JSC
24	QCG	Quoc Cuong Gia Lai JSC
25	SCR	Sai Gon Thuong Tin Real Estate JSC
26	SJS	Song Da Urban & Industrial Zone Investment & Development JSC
27	HDG	Ha Do Group JSC
28	TDC	Binh Duong Trade and Development JSC
29	VHM	Vinhomes JSC
30	VPI	Van Phu - Invest Investment JSC

© 2025 Vietnam Investors Service And Credit Rating Agency Joint Stock Company (“Công Ty Cổ Phần Xếp Hạng Tín Nhiệm Đầu Tư Việt Nam” in Vietnamese) (“VIS Rating”). All rights reserved.

Moody's holds a 49% ownership stake in VIS Rating. A Technical Services Agreement is in place between the two companies, under which Moody's provides certain services, including technical assistance, to VIS Rating. However, Moody's is not involved in any particular VIS Rating credit rating or research processes. This report and the opinions expressed herein represent the independent views of VIS Rating and should not be attributed to any Moody's entities, directors, officers, or employees.

#### DISCLAIMER

CREDIT RATINGS ISSUED BY VIS RATING ARE OUR CURRENT OPINIONS OF THE RELATIVE FUTURE CREDIT RISK OF ENTITIES, DEBT OR FINANCIAL OBLIGATIONS, DEBT SECURITIES, PREFERRED SHARES OR OTHER FINANCIAL INSTRUMENTS OR OF ISSUER OF SUCH DEBTS OR FINANCIAL OBLIGATIONS, DEBT SECURITIES, PREFERRED SHARES OR OTHER FINANCIAL INSTRUMENTS IN VIETNAM AND MATERIALS, PRODUCTS, SERVICES AND INFORMATION PUBLISHED BY VIS RATING (COLLECTIVELY, “PUBLICATIONS”) MAY INCLUDE SUCH CURRENT OPINIONS. VIS RATING DEFINES CREDIT RISK AS THE RISK THAT AN ENTITY MAY NOT MEET ITS CONTRACTUAL FINANCIAL OBLIGATIONS AS THEY COME DUE AND ANY ESTIMATED FINANCIAL LOSS IN THE EVENT OF DEFAULT OR IMPAIRMENT. SEE APPLICABLE VIS RATING'S RATING SYMBOLS AND DEFINITIONS PUBLICATION FOR INFORMATION ON THE TYPES OF CONTRACTUAL FINANCIAL OBLIGATIONS ADDRESSED BY VIS RATING'S CREDIT RATINGS. APART FROM FUNDAMENTAL RISKS NEEDED TO BE ASSESSED AS REQUIRED UNDER THE VIETNAMESE LAW (INCLUDING DECREE 88/2014 DATED 26 SEPTEMBER 2014 OF THE GOVERNMENT) ON CREDIT RATING SERVICES FROM TIME TO TIME, CREDIT RATINGS DO NOT ADDRESS ANY OTHER RISK, INCLUDING BUT NOT LIMITED TO: LIQUIDITY RISK, MARKET VALUE RISK, OR PRICE VOLATILITY. CREDIT RATINGS, NON-CREDIT ASSESSMENTS (“ASSESSMENTS”), AND OTHER OPINIONS INCLUDED IN VIS RATING'S PUBLICATIONS ARE NOT STATEMENTS OF CURRENT OR HISTORICAL FACT. VIS RATING'S CREDIT RATINGS, ASSESSMENTS, OTHER OPINIONS AND PUBLICATIONS ARE FOR REFERENCES ONLY AND DO NOT CONSTITUTE OR PROVIDE INVESTMENT OR FINANCIAL ADVICE. VIS RATING'S CREDIT RATINGS, ASSESSMENTS, OTHER OPINIONS AND PUBLICATIONS ARE NOT AND DO NOT PROVIDE RECOMMENDATIONS TO INVEST INTO, CONTRIBUTE CAPITAL, PURCHASE, SELL, OR HOLD PARTICULAR DEBT INSTRUMENTS OR FINANCIAL INSTRUMENTS. VIS RATING'S CREDIT RATINGS, ASSESSMENTS, OTHER OPINIONS AND PUBLICATIONS DO NOT COMMENT ON THE SUITABILITY OF AN INVESTMENT FOR ANY PARTICULAR INVESTOR. VIS RATING ISSUES ITS CREDIT RATINGS, ASSESSMENTS AND OTHER OPINIONS AND PUBLISHES ITS PUBLICATIONS WITH THE EXPECTATION AND UNDERSTANDING THAT EACH INVESTOR WILL, WITH DUE CARE, MAKE ITS OWN STUDY AND EVALUATION OF EACH SECURITY OR DEBT INSTRUMENT THAT IS UNDER CONSIDERATION FOR PURCHASE, HOLDING, OR SALE.

VIS RATING'S CREDIT RATINGS, ASSESSMENTS, OTHER OPINIONS, AND PUBLICATIONS ARE NOT INTENDED FOR USE BY NON-PROFESSIONAL INVESTORS AND IT WOULD BE RECKLESS AND INAPPROPRIATE FOR NON-PROFESSIONAL INVESTORS TO USE VIS RATING'S CREDIT RATINGS, ASSESSMENTS, OTHER OPINIONS OR PUBLICATIONS WHEN MAKING AN INVESTMENT DECISION. IF IN DOUBT YOU SHOULD CONTACT YOUR FINANCIAL OR OTHER PROFESSIONAL ADVISER.

ALL INFORMATION CONTAINED HEREIN (INCLUDING INFORMATION OF VIS RATING AND/OR THIRD PARTIES WHO LICENSE VIS RATING TO INCORPORATE THE INFORMATION HEREIN (“VIS RATING'S LICENSORS”)) IS PROTECTED BY LAW, INCLUDING BUT NOT LIMITED TO, COPYRIGHT LAW, AND NONE OF SUCH INFORMATION MAY BE COPIED OR OTHERWISE REPRODUCED, REPACKAGED, FURTHER TRANSMITTED, TRANSFERRED, DISSEMINATED, REDISTRIBUTED OR RESOLD, OR STORED FOR SUBSEQUENT USE FOR ANY SUCH PURPOSE, IN WHOLE OR IN PART, IN ANY FORM OR MANNER OR BY ANY MEANS WHATSOEVER, BY ANY PERSON WITHOUT PRIOR WRITTEN CONSENT OF VIS RATING OR VIS RATING'S LICENSORS. VIS RATING'S CREDIT RATINGS, ASSESSMENTS, OTHER OPINIONS AND PUBLICATIONS ARE NOT INTENDED FOR USE BY ANY PERSON AS A BENCHMARK AS THAT TERM IS DEFINED FOR REGULATORY PURPOSES AND MUST NOT BE USED IN ANY WAY THAT COULD RESULT IN THEM BEING CONSIDERED A BENCHMARK.

All information contained herein is obtained by VIS Rating from sources believed by it to be accurate and reliable. Because of the possibility of human or mechanical error as well as other factors, however, all information contained herein is provided “AS IS” without warranty of any kind. VIS Rating adopts all necessary measures so that the information it uses in assigning a credit rating is of sufficient quality and from sources VIS Rating considers to be reliable including, when appropriate, independent third-party sources. However, VIS Rating is not an auditor and cannot in every instance independently verify or validate information received in the rating process or in preparing its Publications.

To the extent permitted by law, VIS Rating and its directors, officers, employees, agents, representatives, licensors and suppliers disclaim liability to any person or entity for any indirect, special, consequential, or incidental losses or damages whatsoever arising from or in connection with the information contained herein or the use of or inability to use any such information, even if VIS Rating or any of its directors, officers, employees, agents, representatives, licensors or suppliers is advised in advance of the possibility of such losses or damages, including but not limited to: (a) any loss of present or prospective profits or (b) any loss or damage arising where the relevant financial instrument is not the subject of a particular credit rating assigned by VIS Rating.

To the extent permitted by law, VIS Rating and its directors, officers, employees, agents, representatives, licensors and suppliers disclaim liability for any direct or compensatory losses or damages caused to any person or entity, including but not limited to by any negligence (but excluding fraud, willful misconduct or any other type of liability that, for the avoidance of doubt, by law cannot be excluded) on the part of, or any contingency within or beyond the control of, VIS Rating or any of its directors, officers, employees, agents, representatives, licensors or suppliers, arising from or in connection with the information contained herein or the use of or inability to use any such information.

NO WARRANTY, EXPRESS OR IMPLIED, AS TO THE ACCURACY, TIMELINESS, COMPLETENESS, MERCHANTABILITY OR FITNESS FOR ANY PARTICULAR PURPOSE OF ANY CREDIT RATING, ASSESSMENT, OTHER OPINION OR INFORMATION IS GIVEN OR MADE BY VIS RATING IN ANY FORM OR MANNER WHATSOEVER.

VIS RATING MAY MAKE MODIFICATIONS AND/OR CHANGES TO ITS PUBLICATION AT ANY TIME, FOR ANY REASON. HOWEVER, VIS RATING UNDERTAKES NO OBLIGATION (NOR DOES IT INTEND) TO PUBLICLY SUPPLEMENT, UPDATE OR REVISE ITS PUBLICATION ON A GOING-FORWARD BASIS. YOU ASSUME THE SOLE RISK OF MAKING USE OF AND/OR RELYING ON VIS RATING'S ASSESSMENTS, OTHER OPINIONS AND PUBLICATION.

VIS Rating maintains policies and procedures to address the independence of VIS Rating's credit ratings and credit rating processes. Information regarding, among others, entities holding more than 5% of the contributed charter capital of VIS Rating, any change to the shareholding ratios of entities holding more than 5% of the contributed charter capital of VIS Rating and a list of rated entities with a credit rating service charge accounting for over 5% of VIS Rating's total revenue from credit rating activities in the fiscal year prior to the time of information disclosure, are posted at <https://visrating.com> under the heading “Corporate Disclosure”.



Empowering Better Decisions