

Residential Real Estate Sector: 1H2024 Update

New housing supply will boost developer cash flows but also increase leverage

Vietnam's residential property sector recovered in 1H2024, marked by increases in housing supply and transactions following quickened legal procedures. Developer leverage remained high, and operating cash flow and cash resources improved slightly. Over the next 12-18 months, we expect developers to accelerate new project development and add to new housing supply. While cash flows will improve from faster sales, developers will take on more debt to fund new project development.

Robust housing demand will boost developer sales and cash proceeds. Nationwide property transactions in Q2/2024 reached the highest level since Q4/2022 alongside the continued increase in property prices in Hanoi and Ho Chi Minh City (HCMC). Over the next 12-18 months, we expect homebuyer sentiment to remain robust and buoyed by the low interest rate environment. Large developers such as VHM, KDH, NLG, and DXG will lead the industry in project sales from newly launched housing projects in Hanoi and HCMC. In 1H2024, contracted sales for these developers increased by an average of 31% yoy.

Speeding up the legal approval processes will quicken new project development and boost housing supply. In 1H2024, new housing supply increased mostly in major cities in the North such as Hanoi and Hai Phong. As legal approvals for new projects quicken, we expect more housing units in the mid-to-high-end segments will be launched in HCMC and other major cities in the next 12-18 months. New regulations will restrict highly leveraged developers from developing new projects. But we expect large developers like VHM, KDH, NLG, and Sun Group, will be unaffected and on track to complete their large-scale projects. Social housing supply is currently only at around 10% of the government's 2025 target of 428,000 units and will need time to increase meaningfully.

Leverage will increase faster than operating cash flow, underpinning the weak debt-servicing capacity of developers, particularly those embroiled in project legal issues. In 1H2024, the total debt of listed developers rose 19% yoy, mainly driven by new project development of VHM (+63% yoy in total debt), VPI (+54%), DIG (+59%), and KDH (+33%). Leverage will continue to increase as developers raise more debt to fund new project development. The sector Debt/EBITDA rose to 3.7x in 1H2024 from 2.7x in 2023; cash resources rose by 5%; operating cash flow recovered marginally but remained negative in 1H2024. Over two-thirds of the listed developers have weak to extremely weak cash flow to repay outstanding debt obligations, i.e. operating cash flow of less than 5% of total debt, particularly those affected by legal issues relating to their projects such as LDG, QCG, and NVL.

Heavy reliance on short-term borrowings poses significant refinancing risks. Listed developers' short-term debt as a percentage of total debt remained high at 44% in Q2/2024, in which companies with limited cash buffers (for example, CKG, NBB, QCG, KOS) are most in need of refinancing. In addition, around VND 105 trillion of real estate bonds are maturing in 2025. We estimate that around 50% of developer bonds maturing in the next 12 months are at risk of defaults: the majority relate to developers that had defaulted recently such as NVL, Sunshine, Van Thinh Phat and Hung Thinh. In general, developers' access to new financing has improved over the course of 2024, evidenced by the growth in real estate business loans and the doubling of equity issuances from the prior year. Real estate new bond issuance in 8M2024 fell 5% yoy, and further growth is likely to remain muted by stringent issuance requirements and the impending changes in the securities law. According to the current draft law, the proposed changes include a mandatory collateral requirement for publicly offered bonds and restricting private placements to institutional investors only.

CONTACTS

Pham Anh Tu, MSc

Associate Analyst

tu.pham@visrating.com

Hoang Thi Hien

Associate Analyst

hien.hoang@visrating.com

Duong Duc Hieu, CFA

Director- Senior Analyst

hieu.duong@visrating.com

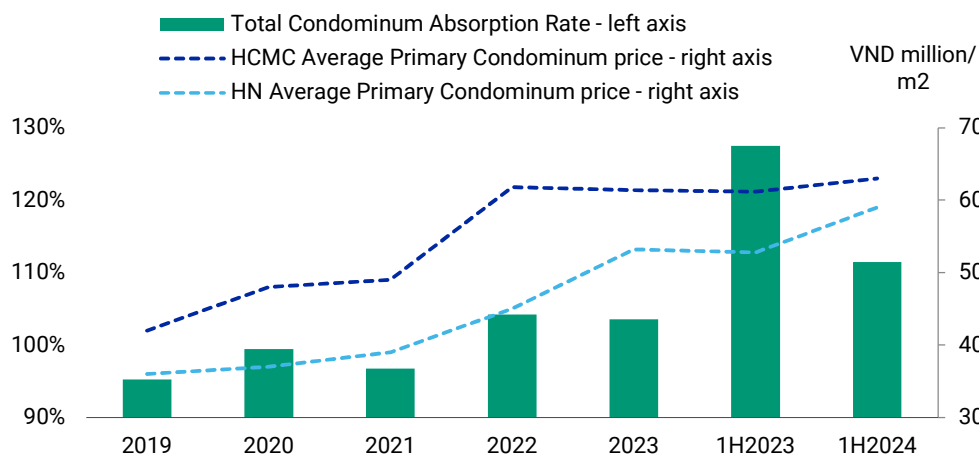
Simon Chen, CFA

Head of Ratings & Research

simon.chen@visrating.com<https://visrating.com>

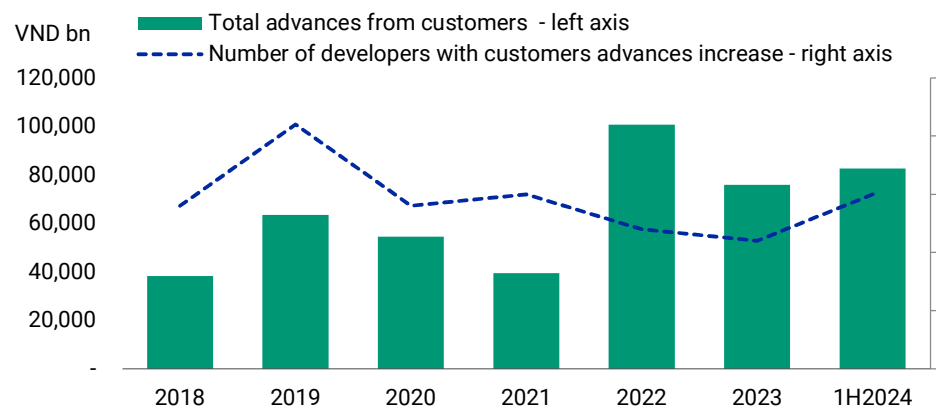
Robust housing demand will boost developer sales and cash proceeds

Exhibit 1: Housing demand remained robust in 1H2024, indicated by high absorption rates and elevated primary prices in Hanoi and Ho Chi Minh City



Source: CBRE, Vietnam Investors Service

Exhibit 3: Proceeds from homebuyers increase leading to improving developer's customer advances balance

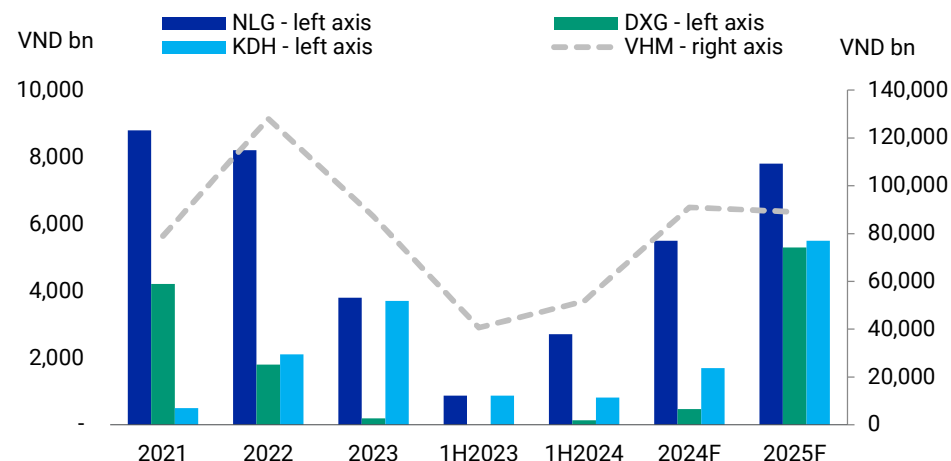


Source: Company data, Vietnam Investors Service

Note: Top 30 listed residential developers in terms of revenue

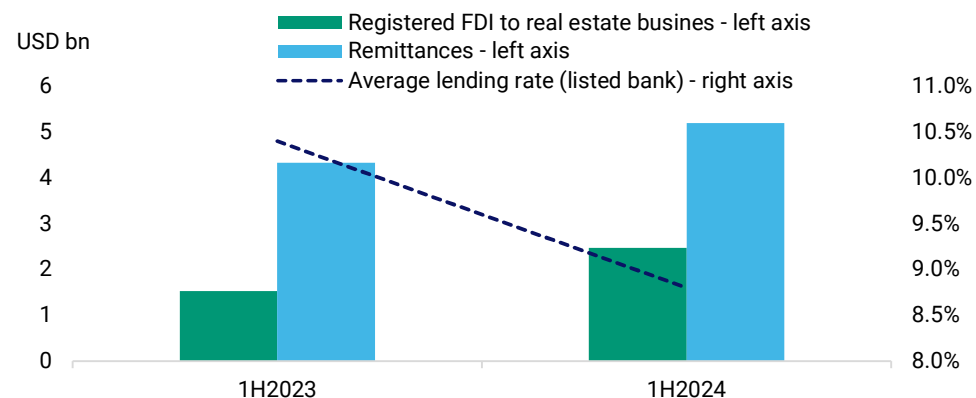
This publication does not announce a credit rating action

Exhibit 2: Large developers' contracted sales continue growing from newly/existing projects such as Vinhomes Royal Island (VHM), Clarita (KDH), Akari (NLG), Gem Sky World (DXG)



Source: Company data, Vietnam Investors Service

Exhibit 4: Interest rates remain low while foreign inflow indicators are strong in 1H2024, supporting the property market

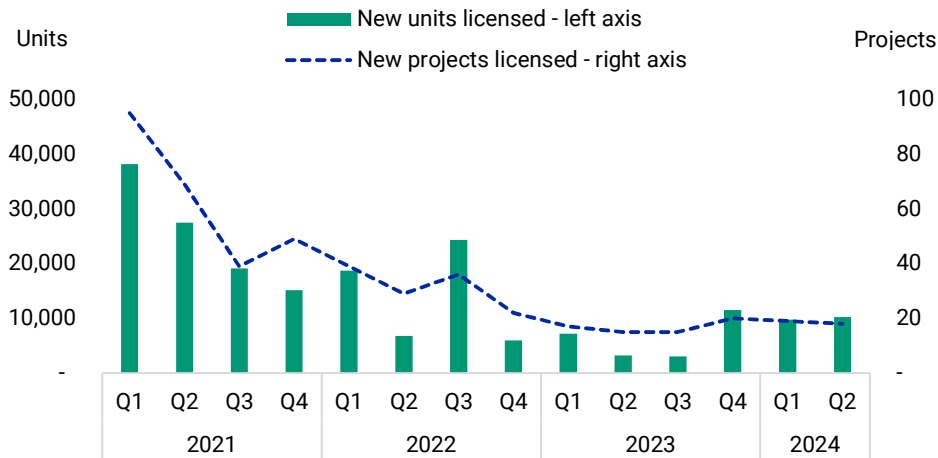


Source: State Bank of Vietnam, General Statistics Office of Vietnam, Vietnam Investors Service

Note: Remittances are represented by remittances to HCMC

Speeding up the legal approval processes will quicken the development of new projects and boost the housing supply

Exhibit 5: New construction permit licensing remained high in Q2 2024



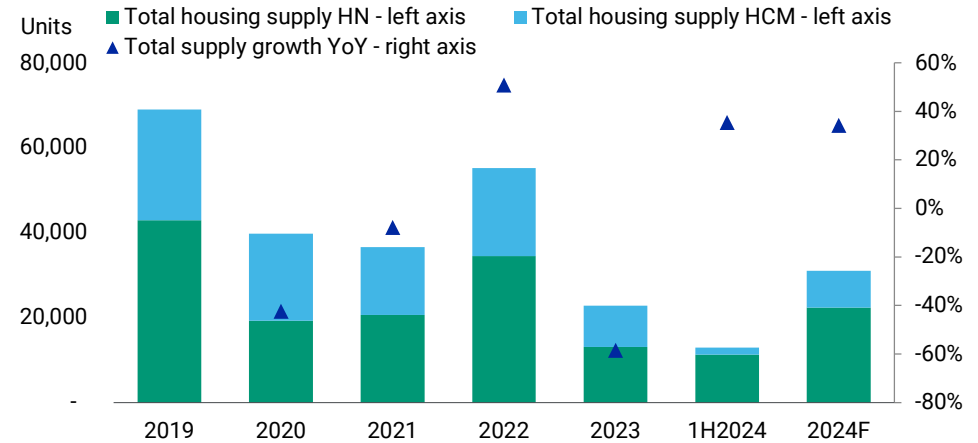
Source: Ministry of Construction, Vietnam Investors Service

Exhibit 7: Several large-scale projects in mid-to-high-end segments will be launched in the next 12-18 months

Project	Developer	Scale (ha)	Location	Sales launch
Izumi City	NLG	170	Dong Nai	2025F
Vinhomes Wonder Park	VHM	133	Hanoi	2025F
Emeria/Clarita	KDH	12	HCMC	2025F
Sun Urban City	Sun Group	420	Ha Nam	Q4/24F
Vinhome Global Gate	VHM	385	Ha Noi	Q4/24F
The Pathway	Sun Group	2.25	Thanh Hoa	Q2/2024
Lumi	CapitaLand	6	Ha Noi	Q2/2024
Eaton Park	Gamuda Land	3.7	HCMC	Q1/2024
Vinhomes Royal Island	VHM	887	Hai Phong	Q1/2024
Syncamore	CapitaLand	19	Binh Duong	Q1/2024

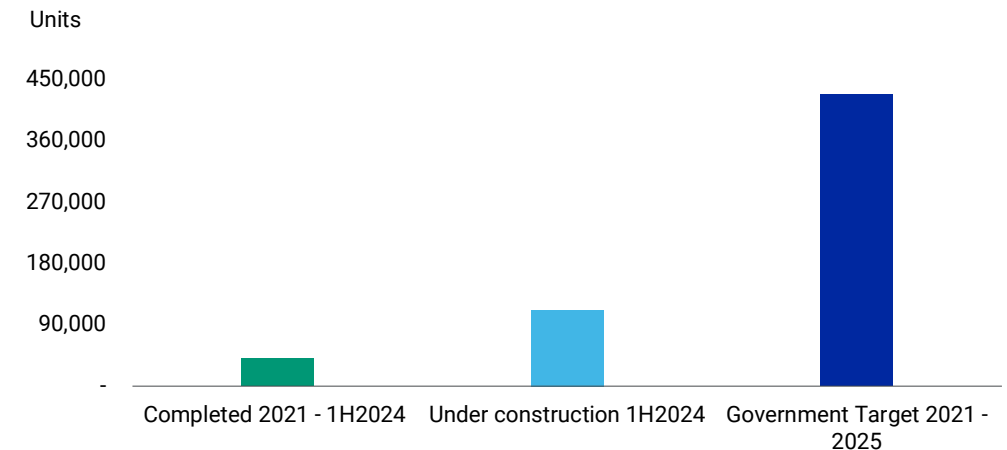
Source: Company Data, Vietnam Investors Service

Exhibit 6: After Hanoi and Northern cities, supply improvements will expand to HCMC and other cities



Source: CBRE, Vietnam Investors Service

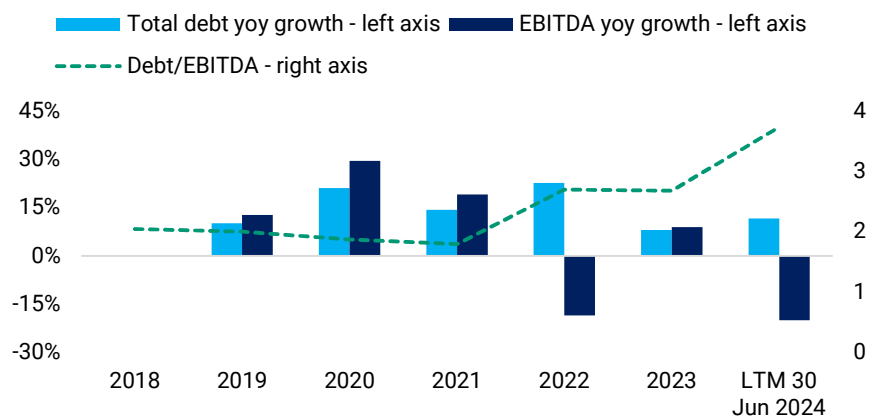
Exhibit 8: Social housing supply remains moderate and will need time to increase meaningfully



Source: Ministry of Construction, Vietnam Investors Service

Leverage will increase faster than operating cash flow, underpinning the weak debt-servicing capacity of developers, particularly those embroiled in legal issues

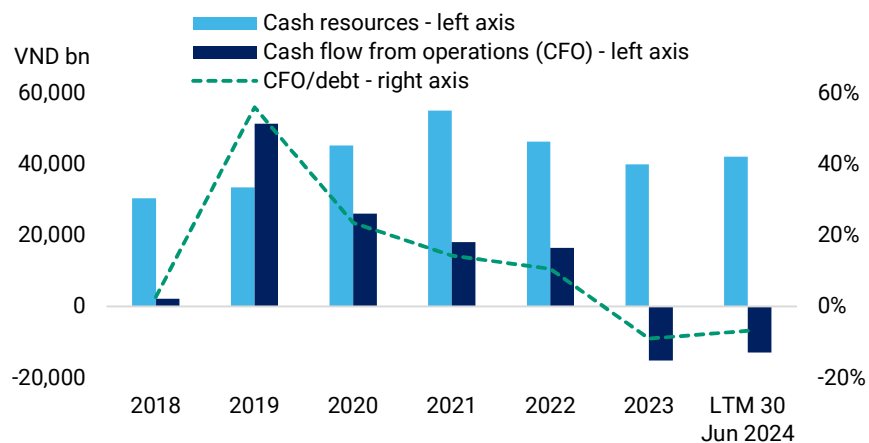
Exhibit 9: Listed developers' leverage keeps rising as debt growth outpaced EBITDA growth



Source: Company data, Vietnam Investors Service

Note: Top 30 listed residential developers in terms of revenue

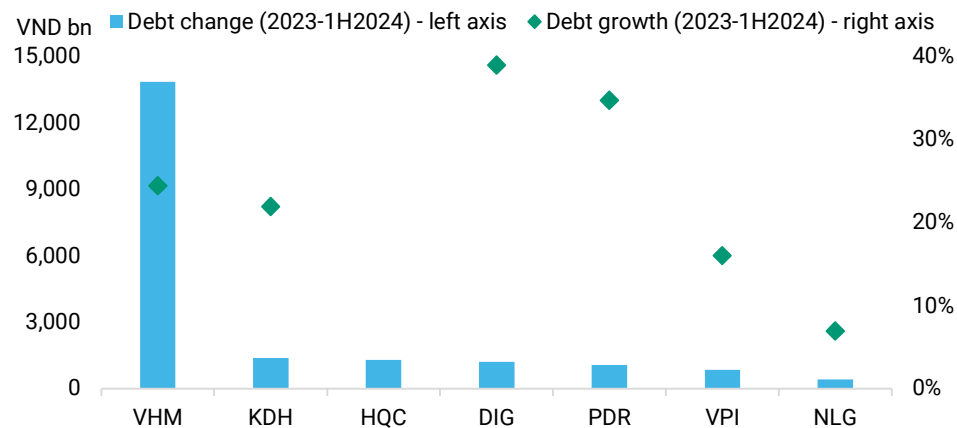
Exhibit 11: Debt servicing ability recovered slightly in 1H2024, driven by improving operating cash flow and cash resources



Source: Company data, Vietnam Investors Service

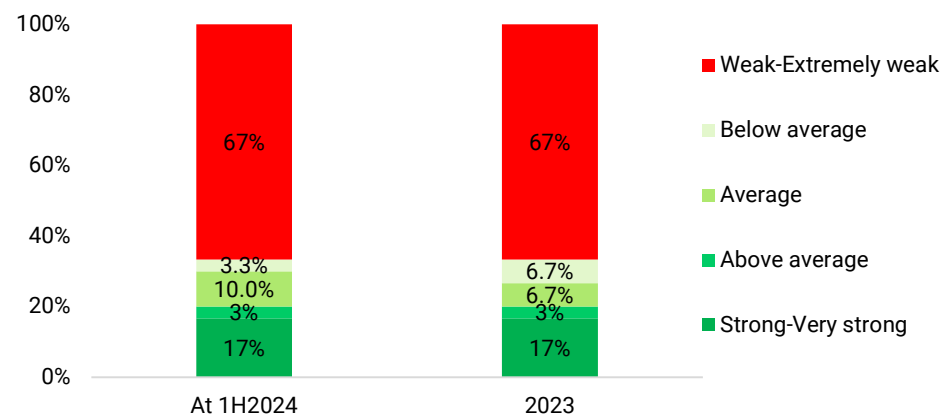
Note: Top 30 listed residential developers in terms of revenue

Exhibit 10: Some large developers raised debt significantly in 1H2024 to execute their extensive ongoing project pipelines



Source: Company data, Vietnam Investors Service

Exhibit 12: CFO/Debt: Over two-thirds of the listed developers have weak to extremely weak cash flow to repay outstanding debt obligations

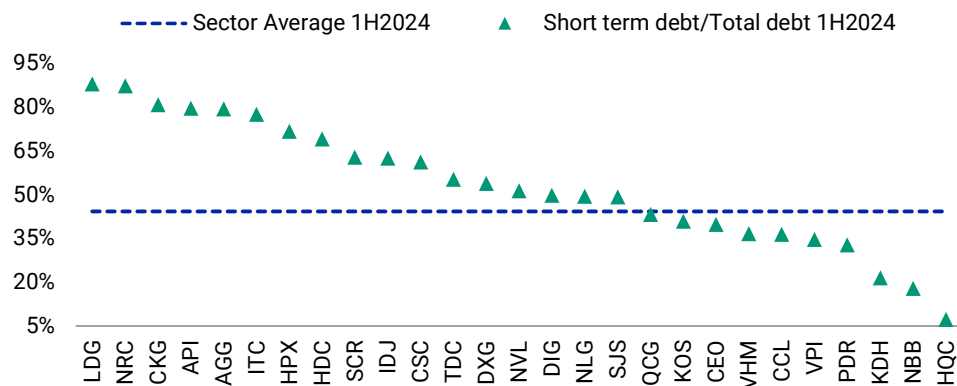


Company data, Vietnam Investors Service

Note: Top 30 listed residential developers in terms of revenue

Heavy reliance on short-term borrowings poses significant refinancing risks

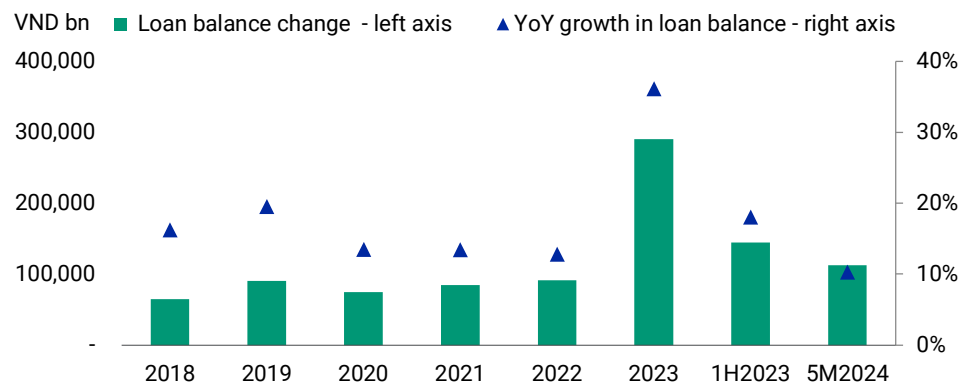
Exhibit 13: Developers' short-term debt as a percentage of total debt remained high at 44% in Q2/2024, in which companies with limited cash buffers are most in need of refinancing



Source: Company data, Vietnam Investors Service

Note: Top 30 listed residential developers in terms of revenue

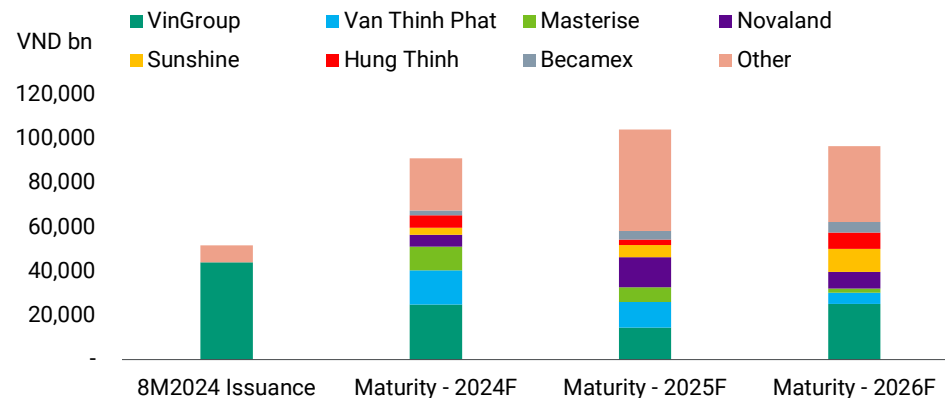
Exhibit 15: Real estate business loans increased by 10.29% in 5M2024, serving as the primary source of funding for developers



Source: Ministry of Construction, Vietnam Investors Service

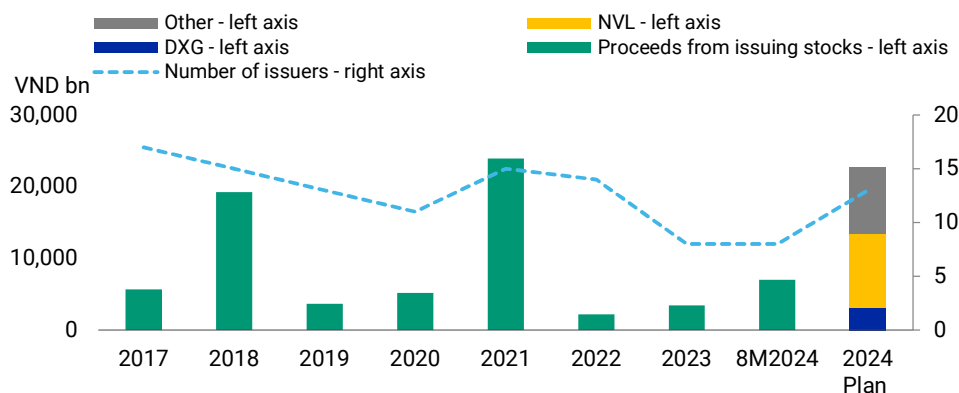
Note: 1H2023 and 5M2024 are YTD growth

Exhibit 14: Real estate bond maturity remains high in 2025 while new issuance will remain muted by stringent issuance requirements¹ and the impending changes in the securities law



Source: HNX, Vietnam Investors Service

Exhibit 16: Proceeds from stock issuances will continue increasing



Source: Company data, Vietnam Investors Service

¹ Refer to our [Corporate Bond Market Review \(12 September 2024\)](#)

This publication does not announce a credit rating action

APPENDIX

The companies included in our analysis are as follows:

	Short name	Full name
1	AGG	An Gia Real Estate Investment and Development Corporation JSC
2	API	Asia - Pacific Investment JSC
3	CCL	Cuu Long Petro Urban Development & Investment Corporation JSC
4	CEO	C.E.O Group JSC
5	CKG	Kien Giang Construction Investment Consultancy Group JSC
6	CSC	COTANA Group JSC
7	D2D	Industrial Urban Development JSC No. 2
8	DIG	Development Investment Construction JSC
9	DXG	Dat Xanh Group JSC
10	HPX	Hai Phat Investment JSC
11	HDC	Ba Ria - Vung Tau House Development JSC
12	HQC	Hoang Quan Consulting-Trading-Service Real Estate Corporation JSC
13	IDJ	IDJ Vietnam Investment JSC
14	ITC	Investment and Trading of Real Estate JSC
15	KDH	Khang Dien House Trading and Investment JSC
16	KOS	KOSY JSC
17	LDG	LDG Investment JSC
18	NBB	NBB Investment Corporation JSC
19	NLG	Nam Long Investment Corporation JSC
20	NRC	Danh Khoi Group JSC
21	NVL	No Va Land Investment Group Corporation JSC
22	NTL	Tu Liem Urban Development JSC
23	PDR	Phat Dat Real Estate Development JSC
24	QCG	Quoc Cuong Gia Lai JSC
25	SCR	Sai Gon Thuong Tin Real Estate JSC
26	SJS	Song Da Urban & Industrial Zone Investment & Development JSC
27	TCH	Hoang Huy Investment Financial Services JSC
28	TDC	Binh Duong Trade and Development JSC
29	VHM	Vinhomes JSC
30	VPI	Van Phu - Invest Investment JSC

© 2024 Vietnam Investors Service And Credit Rating Agency Joint Stock Company (“Công Ty Cổ Phần Xếp Hạng Tín Nhiệm Đầu Tư Việt Nam” in Vietnamese) (“VIS Rating”). All rights reserved.

CREDIT RATINGS ISSUED BY VIS RATING ARE OUR CURRENT OPINIONS OF THE RELATIVE FUTURE CREDIT RISK OF ENTITIES, DEBT OR FINANCIAL OBLIGATIONS, DEBT SECURITIES, PREFERRED SHARES OR OTHER FINANCIAL INSTRUMENTS OR OF ISSUER OF SUCH DEBTS OR FINANCIAL OBLIGATIONS, DEBT SECURITIES, PREFERRED SHARES OR OTHER FINANCIAL INSTRUMENTS IN VIETNAM AND MATERIALS, PRODUCTS, SERVICES AND INFORMATION PUBLISHED BY VIS RATING (COLLECTIVELY, “PUBLICATIONS”) MAY INCLUDE SUCH CURRENT OPINIONS. VIS RATING DEFINES CREDIT RISK AS THE RISK THAT AN ENTITY MAY NOT MEET ITS CONTRACTUAL FINANCIAL OBLIGATIONS AS THEY COME DUE AND ANY ESTIMATED FINANCIAL LOSS IN THE EVENT OF DEFAULT OR IMPAIRMENT. SEE APPLICABLE VIS RATING’S RATING SYMBOLS AND DEFINITIONS PUBLICATION FOR INFORMATION ON THE TYPES OF CONTRACTUAL FINANCIAL OBLIGATIONS ADDRESSED BY VIS RATING’S CREDIT RATINGS. APART FROM FUNDAMENTAL RISKS NEEDED TO BE ASSESSED AS REQUIRED UNDER THE VIETNAMESE LAW (INCLUDING DECREE 88/2014 DATED 26 SEPTEMBER 2014 OF THE GOVERNMENT) ON CREDIT RATING SERVICES FROM TIME TO TIME, CREDIT RATINGS DO NOT ADDRESS ANY OTHER RISK, INCLUDING BUT NOT LIMITED TO: LIQUIDITY RISK, MARKET VALUE RISK, OR PRICE VOLATILITY. CREDIT RATINGS, NON-CREDIT ASSESSMENTS (“ASSESSMENTS”), AND OTHER OPINIONS INCLUDED IN VIS RATING’S PUBLICATIONS ARE NOT STATEMENTS OF CURRENT OR HISTORICAL FACT. VIS RATING’S CREDIT RATINGS, ASSESSMENTS, OTHER OPINIONS AND PUBLICATIONS ARE FOR REFERENCES ONLY AND DO NOT CONSTITUTE OR PROVIDE INVESTMENT OR FINANCIAL ADVICE. VIS RATING’S CREDIT RATINGS, ASSESSMENTS, OTHER OPINIONS AND PUBLICATIONS ARE NOT AND DO NOT PROVIDE RECOMMENDATIONS TO INVEST INTO, CONTRIBUTE CAPITAL, PURCHASE, SELL, OR HOLD PARTICULAR DEBT INSTRUMENTS OR FINANCIAL INSTRUMENTS. VIS RATING’S CREDIT RATINGS, ASSESSMENTS, OTHER OPINIONS AND PUBLICATIONS DO NOT COMMENT ON THE SUITABILITY OF AN INVESTMENT FOR ANY PARTICULAR INVESTOR. VIS RATING ISSUES ITS CREDIT RATINGS, ASSESSMENTS AND OTHER OPINIONS AND PUBLISHES ITS PUBLICATIONS WITH THE EXPECTATION AND UNDERSTANDING THAT EACH INVESTOR WILL, WITH DUE CARE, MAKE ITS OWN STUDY AND EVALUATION OF EACH SECURITY OR DEBT INSTRUMENT THAT IS UNDER CONSIDERATION FOR PURCHASE, HOLDING, OR SALE.

VIS RATING’S CREDIT RATINGS, ASSESSMENTS, OTHER OPINIONS, AND PUBLICATIONS ARE NOT INTENDED FOR USE BY NON-PROFESSIONAL INVESTORS AND IT WOULD BE RECKLESS AND INAPPROPRIATE FOR NON-PROFESSIONAL INVESTORS TO USE VIS RATING’S CREDIT RATINGS, ASSESSMENTS, OTHER OPINIONS OR PUBLICATIONS WHEN MAKING AN INVESTMENT DECISION. IF IN DOUBT YOU SHOULD CONTACT YOUR FINANCIAL OR OTHER PROFESSIONAL ADVISER.

ALL INFORMATION CONTAINED HEREIN (INCLUDING INFORMATION OF VIS RATING AND/OR THIRD PARTIES WHO LICENSE VIS RATING TO INCORPORATE THE INFORMATION HEREIN (“VIS RATING’S LICENSORS”)) IS PROTECTED BY LAW, INCLUDING BUT NOT LIMITED TO, COPYRIGHT LAW, AND NONE OF SUCH INFORMATION MAY BE COPIED OR OTHERWISE REPRODUCED, REPACKAGED, FURTHER TRANSMITTED, TRANSFERRED, DISSEMINATED, REDISTRIBUTED OR RESOLD, OR STORED FOR SUBSEQUENT USE FOR ANY SUCH PURPOSE, IN WHOLE OR IN PART, IN ANY FORM OR MANNER OR BY ANY MEANS WHATSOEVER, BY ANY PERSON WITHOUT PRIOR WRITTEN CONSENT OF VIS RATING OR VIS RATING’S LICENSORS. VIS RATING’S CREDIT RATINGS, ASSESSMENTS, OTHER OPINIONS AND PUBLICATIONS ARE NOT INTENDED FOR USE BY ANY PERSON AS A BENCHMARK AS THAT TERM IS DEFINED FOR REGULATORY PURPOSES AND MUST NOT BE USED IN ANY WAY THAT COULD RESULT IN THEM BEING CONSIDERED A BENCHMARK.

All information contained herein is obtained by VIS Rating from sources believed by it to be accurate and reliable. Because of the possibility of human or mechanical error as well as other factors, however, all information contained herein is provided “AS IS” without warranty of any kind. VIS Rating adopts all necessary measures so that the information it uses in assigning a credit rating is of sufficient quality and from sources VIS Rating considers to be reliable including, when appropriate, independent third-party sources. However, VIS Rating is not an auditor and cannot in every instance independently verify or validate information received in the rating process or in preparing its Publications.

To the extent permitted by law, VIS Rating and its directors, officers, employees, agents, representatives, licensors and suppliers disclaim liability to any person or entity for any indirect, special, consequential, or incidental losses or damages whatsoever arising from or in connection with the information contained herein or the use of or inability to use any such information, even if VIS Rating or any of its directors, officers, employees, agents, representatives, licensors or suppliers is advised in advance of the possibility of such losses or damages, including but not limited to: (a) any loss of present or prospective profits or (b) any loss or damage arising where the relevant financial instrument is not the subject of a particular credit rating assigned by VIS Rating.

To the extent permitted by law, VIS Rating and its directors, officers, employees, agents, representatives, licensors and suppliers disclaim liability for any direct or compensatory losses or damages caused to any person or entity, including but not limited to by any negligence (but excluding fraud, willful misconduct or any other type of liability that, for the avoidance of doubt, by law cannot be excluded) on the part of, or any contingency within or beyond the control of, VIS Rating or any of its directors, officers, employees, agents, representatives, licensors or suppliers, arising from or in connection with the information contained herein or the use of or inability to use any such information.

NO WARRANTY, EXPRESS OR IMPLIED, AS TO THE ACCURACY, TIMELINESS, COMPLETENESS, MERCHANTABILITY OR FITNESS FOR ANY PARTICULAR PURPOSE OF ANY CREDIT RATING, ASSESSMENT, OTHER OPINION OR INFORMATION IS GIVEN OR MADE BY VIS RATING IN ANY FORM OR MANNER WHATSOEVER.

VIS RATING MAY MAKE MODIFICATIONS AND/OR CHANGES TO ITS PUBLICATION AT ANY TIME, FOR ANY REASON. HOWEVER, VIS RATING UNDERTAKES NO OBLIGATION (NOR DOES IT INTEND) TO PUBLICLY SUPPLEMENT, UPDATE OR REVISE ITS PUBLICATION ON A GOING-FORWARD BASIS. YOU ASSUME THE SOLE RISK OF MAKING USE OF AND/OR RELYING ON VIS RATING’S ASSESSMENTS, OTHER OPINIONS AND PUBLICATION.

VIS Rating maintains policies and procedures to address the independence of VIS Rating’s credit ratings and credit rating processes. Information regarding, among others, entities holding more than 5% of the contributed charter capital of VIS Rating, any change to the shareholding ratios of entities holding more than 5% of the contributed charter capital of VIS Rating and a list of rated entities with a credit rating service charge accounting for over 5% of VIS Rating’s total revenue from credit rating activities in the fiscal year prior to the time of information disclosure, are posted at <https://visrating.com> under the heading “Corporate Disclosure”.



Empowering Better Decisions